

2.5Vdc • HCMOS/ TTL COMPATIBLE FULL-SIZE AND HALF-SIZE DIP

## CRYSTAL CLOCK OSCILLATORS

# ACOL1 and ACHL1



20.2 x 12.6 x 5.08 mm

### FEATURES:

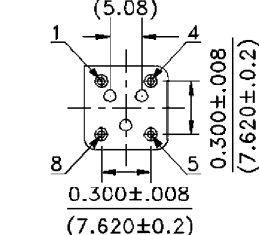
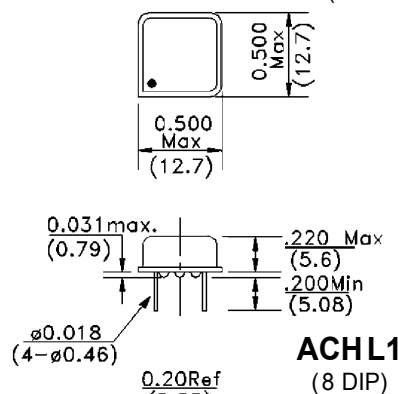
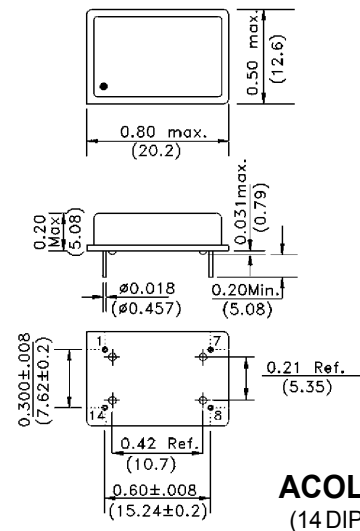
- Tristate Enable/Disable option.
- HCMOS and TTL compatible.
- Anti-Static packaging tubes.
- Low voltage 2.5Vdc.
- Tight symmetry option.
- Low power.

### APPLICATIONS:

- Clock signal sources for digital chips and microprocessors.
- Low power applications.

## STANDARD SPECIFICATIONS

PARAMETERS	SPECIFICATIONS
Package Type	<b>ACOL1 (14 DIP) and ACHL1 (8 DIP)</b>
Frequency Range (F <sub>O</sub> )	<b>1.00MHz - 85.0MHz</b>
Operating Temperature (T <sub>OPR</sub> )	0°C to +70°C (See Options)
Storage Temperature (T <sub>STO</sub> )	-55°C to +125°C
Frequency Stability (ΔF/ F <sub>O</sub> )	±100ppm max. (See Options)
Supply Voltage (V <sub>dd</sub> )	2.5Vdc ±10%
Input Current (I <sub>dd</sub> )	15mA max.
Duty Cycle or Symmetry	40 / 60% max. (typical 45/55%) (See Options)
Rise and Fall Times (T <sub>R</sub> / T <sub>F</sub> )	10ns max.
Output Load	5TTL or 15pF
Output Voltage	0.9 *V <sub>dd</sub> min. (V <sub>OH</sub> ) 0.1 *V <sub>dd</sub> max. (V <sub>OL</sub> )
Start-up Time (T <sub>OSC</sub> )	10ms max.
Tristate Function (V <sub>IH</sub> )	"1" or Open: Oscillation ≥ 1.8V
(Option "-A" ONLY) (V <sub>IL</sub> )	"0": Output disabled in high impedance (HiZ) < 0.4V
Output Disable / Enable Time	100ns max. (for Option "- A" ONLY)

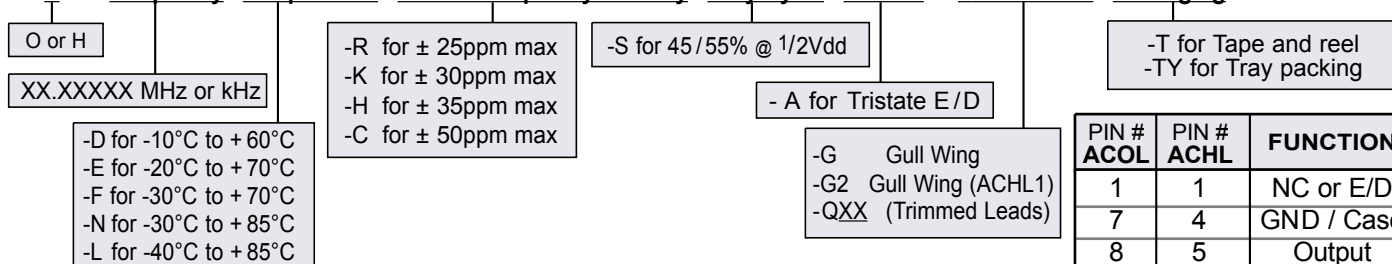


Dimensions: Inches (mm)

\* Pin 1 has internal pull-up resistor which allows Pin 1 to be left floating (enable high) opt. A. Test circuit, waveforms, see appendix B. Recommended handling, see appendix F. Environmental and mechanical specifications, see appendix C. Group 1. Marking, see appendix G. Value added, see appendix D. Application notes, see appendix A.

## ORDERING OPTIONS

ACXL1 - Frequency - Temperature - Overall Frequency Stability - Duty Cycle - Tristate - Value Added - Packaging



PIN #	PIN #	FUNCTION
ACOL	ACHL	
1	1	NC or E/D
7	4	GND / Case
8	5	Output
14	8	V <sub>dd</sub>

\*\* Standard Operating Temperature Only.

NOTE: Left blank if standard • All specifications and markings subject to change without notice

**ABRACON IS**  
ISO 9001 / QS 9000  
CERTIFIED

29 Journey • Aliso Viejo, CA 92656 • USA  
(949) 448-7070 • FAX: (949) 448-8484

E-MAIL: [abinfo@abracon.com](mailto:abinfo@abracon.com) • INTERNET ADDRESS: [www.abracon.com](http://www.abracon.com)

