



Micro Commercial Components
 21201 Itasca Street Chatsworth
 CA 91311
 Phone: (818) 701-4933
 Fax: (818) 701-4939

**10A01
 THRU
 10A07**

Features

- Diffused Junction
- High Current Capability and Low Forward Voltage Drop
- Surge Overload Rating to 600A Peak
- Low Reverse Leakage Current
- Plastic Material - UL Flammability Classification 94V-0

**10 Amp
 Rectifier
 50 to 1000 Volts**

Maximum Ratings

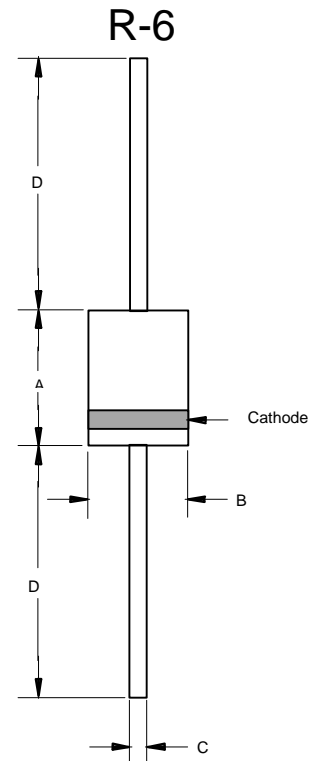
- Operating Temperature: -55°C to +125°C
- Storage Temperature: -55°C to +150°C

MCC Catalog Number	Device Marking	Maximum Recurrent Peak Reverse Voltage	Maximum RMS Voltage	Maximum DC Blocking Voltage
10A01	---	50V	35V	50V
10A02	---	100V	70V	100V
10A03	---	200V	140V	200V
10A04	---	400V	280V	400V
10A05	---	600V	420V	600V
10A06	---	800V	560V	800V
10A07	---	1000V	700V	1000V

Electrical Characteristics @ 25°C Unless Otherwise Specified

Average Forward Current	$I_{F(AV)}$	10 A	$T_A = 50^\circ\text{C}$
Peak Forward Surge Current	I_{FSM}	400A	8.3ms, half sine
Maximum Instantaneous Forward Voltage	V_F	1.0V	$I_{FM} = 10\text{A};$ $T_A = 25^\circ\text{C}$
Maximum DC Reverse Current At Rated DC Blocking Voltage	I_R	10 μA 100 μA	$T_A = 25^\circ\text{C}$ $T_A = 100^\circ\text{C}$
Typical Junction Capacitance	C_J	150pF	Measured at 1.0MHz, $V_R=4.0\text{V}$
Typical Thermal Resistance Junction to Ambient	R_{QJA}	10K/W	

*Pulse Test: Pulse Width 300 μsec , Duty Cycle 1%



DIM	INCHES		MM		NOTE
	MIN	MAX	MIN	MAX	
A	.340	.360	8.60	9.10	
B	.340	.360	8.60	9.10	
C	.048	.052	1.20	1.30	
D	1.000	---	25.40	---	

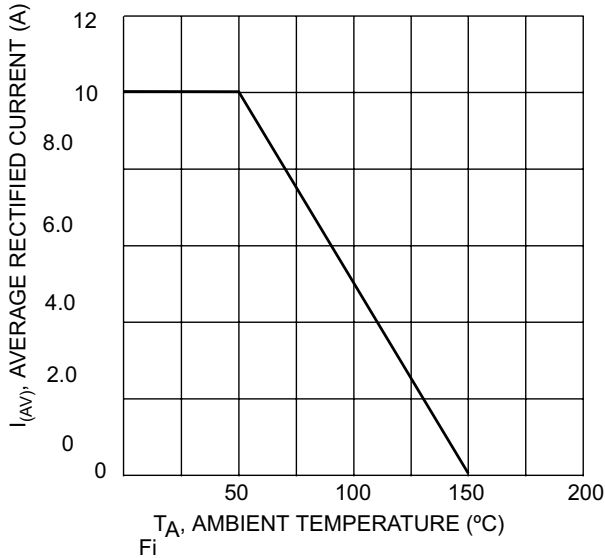


Fig. 1 Forward Current Derating Curve

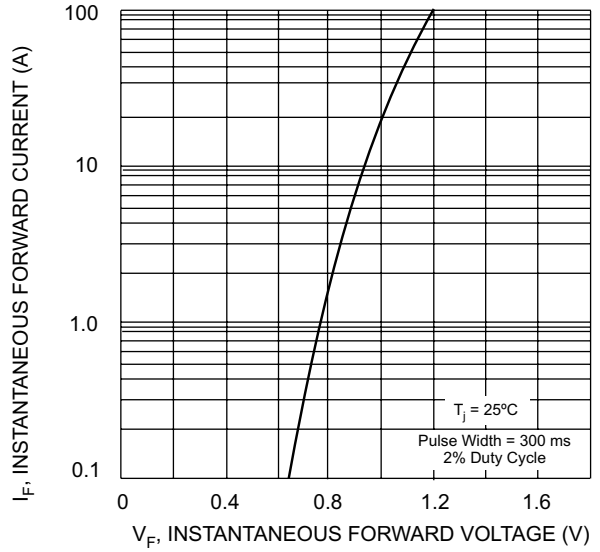


Fig. 2 Typical Forward Characteristics

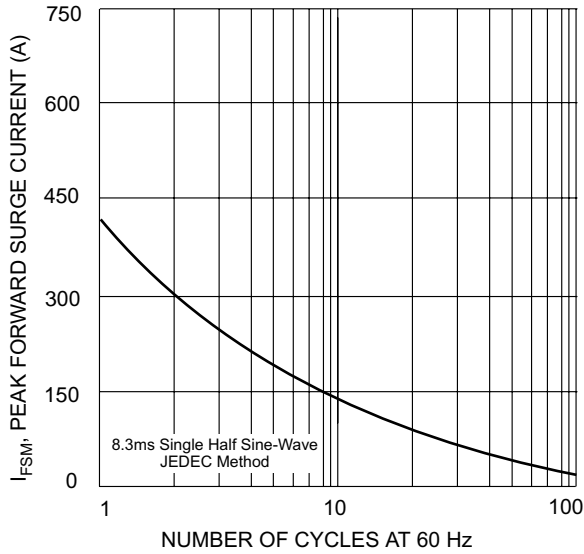


Fig. 3 Maximum Non-Repetitive Peak Forward Surge Current

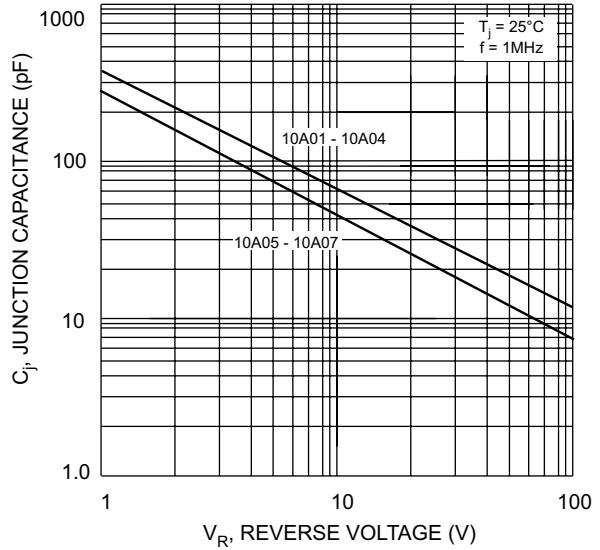


Fig. 4 Typical Junction Capacitance