



ST626XC-KIT

STARTER KIT FOR ST625x and ST626x MCUs

HARDWARE FEATURES

- Immediate evaluation of all ST625x and ST626x devices, with demonstration examples.
- Software debugging within the user's real application environment.
- In-Socket Programming of all EPROM and OTP ST625x and ST626x (DIP packages).
- In-Circuit programming of all EPROM and OTP ST625x and ST626x devices on the user's application board (all packages).

SOFTWARE FEATURES

- Software simulator including I/O read/write.
- Assembler, linker, debugger.
- OTP and EPROM programming utilities.
- Application examples and demonstrations.



The Starter Kit Board

The Starter Kit board includes the following resources:


- Reset and data control buttons.
- LED indicators.
- Resistance trimmer.
- Analog to digital converter.
- Audio transducer circuit.
- RS-232 interface.
- Demonstration program selector jumpers.

It comes with its own power supply unit that can be plugged into an AC mains source, or a DC source with the following characteristics:

- Voltage: 16V min./20V max.
- Current: 100 mA min.

It includes the following connectors:

- A parallel port connector (P1) for connection to the host PC when it is used as a hardware simulator or for programming.
- A remote resource I/O interface connector (J2) to which you can connect your own hardware resource.
- An RS-232 connector, which you can use for observing RS-232 communication control using an ST6.
- A connector for your own in-circuit ST6 programming board.



The following diagram shows the layout of the Starter Kit board.

- | | | | |
|----|--|----|---|
| 1 | In-circuit programming connector (J1). | 20 | DIL-16 ZIF MCU socket |
| 2 | 8 Mhz Oscillator. | 19 | Digital to analog conversion circuit. |
| 3 | “ST6260/62” or “ST6265” device selection jumpers W10 to W13. | 18 | “Programming” or “User” operating mode selection jumpers W1 and W2. |
| 4 | PC connector P1. | 17 | Five LED level indicators including jumpers W4 to W8. |
| 5 | Audio Transducer circuit. | 16 | DIL 20-28 ZIF MCU socket. |
| 6 | 10 K Ω trimmer. | 15 | Remote resource I/O interface connector J2. |
| 7 | Power supply JACK connector J3. | 14 | RS232 interface circuit and connector. |
| 8 | Power supply connector J4. | 13 | Demonstration routine selector. |
| 9 | Power supply LED indicator LD6. | 12 | Thermistor including jumper W24. |
| 10 | “+” and “-” buttons. | 11 | RESET button. |

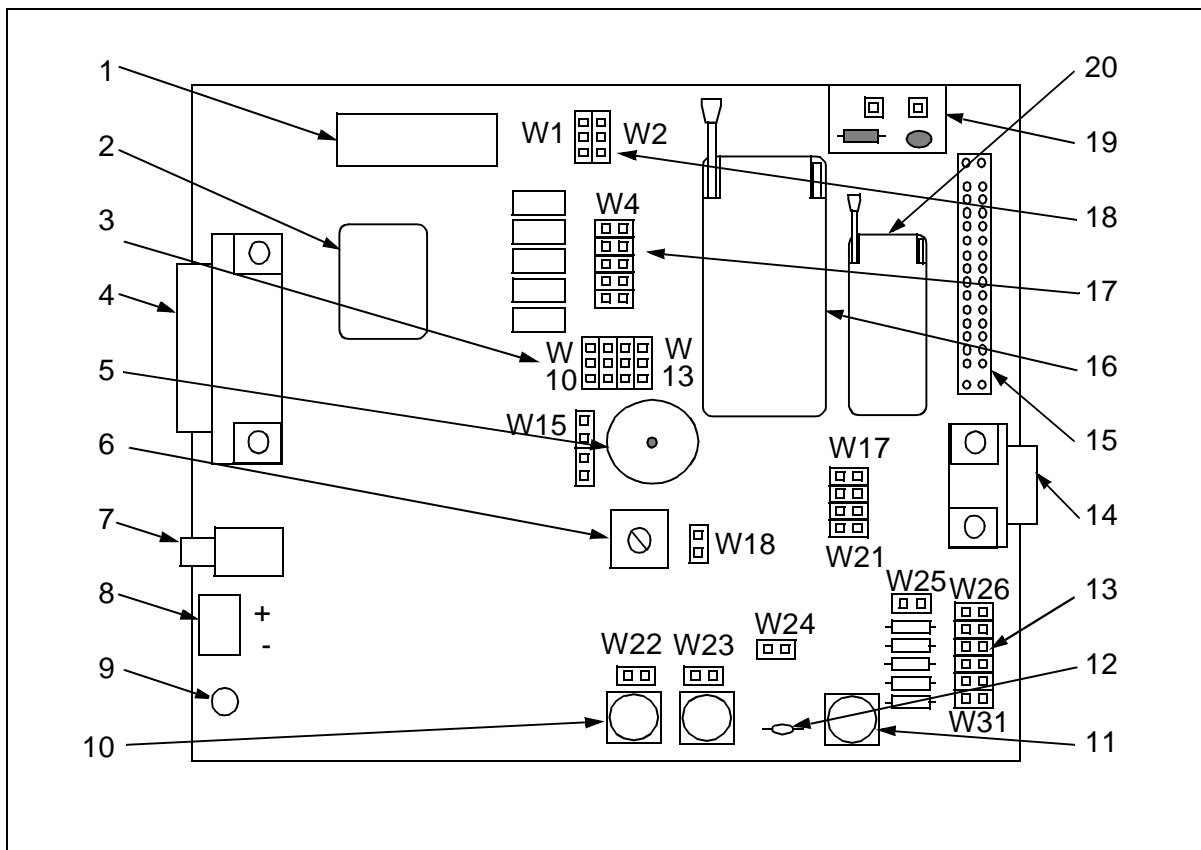
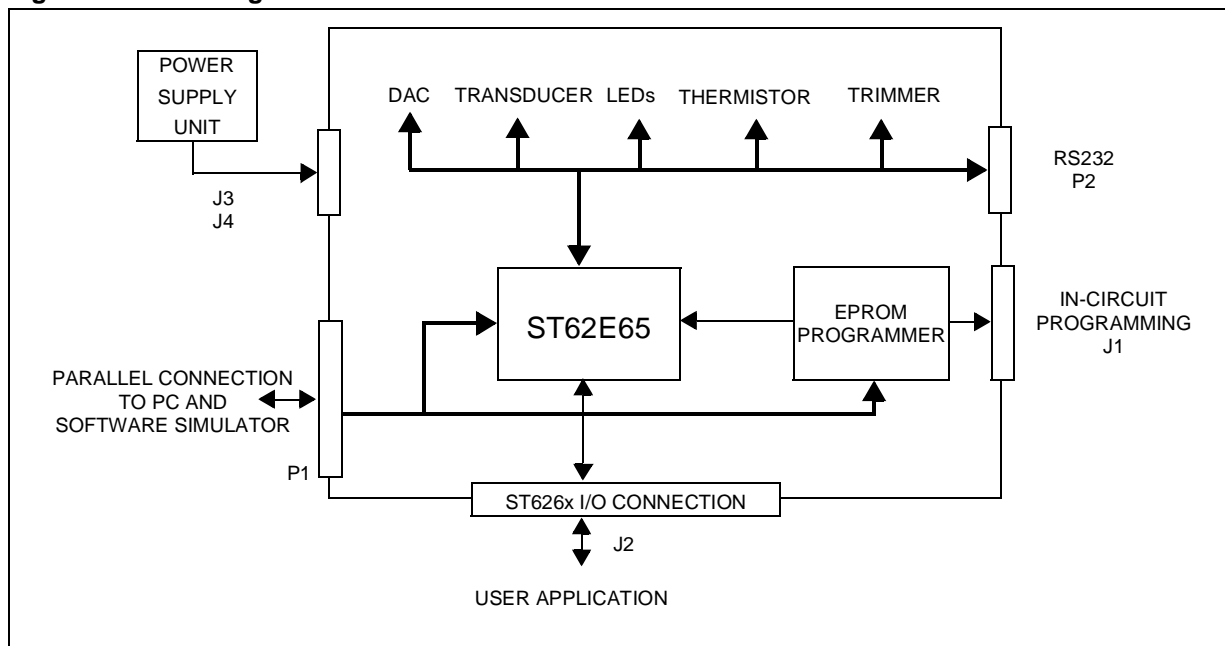


Figure 1. Block Diagram of the Starter Kit board



ORDERING INFORMATION

Sales Type	Description
ST626XC-KIT/UK	Starter Kit for ST625x and ST626x MCUs for operation in United Kingdom
ST626XC-KIT/US	Starter Kit for ST625x and ST626x MCUs for operation from 110 Vac mains
ST626XC-KIT/EU	Starter Kit for ST625x and ST626x MCUs for operation from 220 Vac mains

Information furnished is believed to be accurate and reliable. However, STMicroelectronics assumes no responsibility for the consequences of use of such information nor for any infringement of patents or other rights of third parties which may result from its use. No license is granted by implication or otherwise under any patent or patent rights of STMicroelectronics. Specifications mentioned in this publication are subject to change without notice. This publication supersedes and replaces all information previously supplied. STMicroelectronics products are not authorized for use as critical components in life support devices or systems without the express written approval of STMicroelectronics.

The ST logo is a registered trademark of STMicroelectronics

©2000 STMicroelectronics - All Rights Reserved.

Purchase of I²C Components by STMicroelectronics conveys a license under the Philips I²C Patent. Rights to use these components in an I²C system is granted provided that the system conforms to the I²C Standard Specification as defined by Philips.

STMicroelectronics Group of Companies

Australia - Brazil - China - Finland - France - Germany - Hong Kong - India - Italy - Japan - Malaysia - Malta - Morocco - Singapore - Spain - Sweden - Switzerland - United Kingdom - U.S.A.

<http://www.st.com>